

BUDDY

CLASSROOM CHAIR



Buddy
Classroom
Chair



KEY POINTS

- Extremely durable polypropylene design
- Easy to clean and maintain
- Interchangeable seat cushions
- Six sizes available to fit existing furniture
- Can be customised with school logo
- Wide range of accessories
- Affordable seating option

AFFORDABLE ADVANCED DESIGN

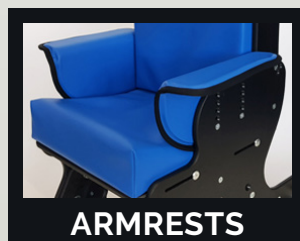

The Buddy has been specifically designed to be a premium classroom or home chair for users requiring mild levels of postural support, while hitting an affordable price point. The result of extensive development, the Buddy offers a huge range of adjustments and accessories, all manufactured in an affordable and sustainable way.

DURABLE AND EASY TO CLEAN

The Buddy seat is manufactured from black polypropylene which is extremely durable and easy to clean thus helping to reduce the risk of contamination between users. All seat cushions can be simply removed using quick-release hook and loop strips, meaning they can be cleaned or changed for spare cushion sets between users if required.



RANGE OF ACCESSORIES






With a host of anchor points built into the body of the chair, the Buddy is compatible with a range of RMS accessories, simply contact us with any requirements you may have and we are sure to have something to suit your requirements.

MAKE IT YOURS

The Buddy can be engraved with your school logo during the manufacturing process, meaning no chair will ever go missing again! They can also be engraved with a child's name or simple picture if chairs are being made for a specific end user.

FOUR COLOURS TO CHOOSE FROM



SIX SIZES TO MATCH MOST SCHOOL FURNITURE

The Buddy comes available in six sizes which are fully compatible with all other school furniture that has been produced to the **ISO BS 1729-1&2** standard.

MEASUREMENTS*	SIZE 1	SIZE 2	SIZE 3	SIZE 4	SIZE 5	SIZE 6
SEAT HEIGHT	215 - 267	262 - 313	311 - 389	335 - 438	384 - 473	430 - 528
SEAT DEPTH	190 - 244	256 - 314	300 - 366	341 - 416	399 - 484	458 - 552
SEAT WIDTH	245	299	346	374	431	473
BACKREST WIDTH	221	275	322	350	403	449
BACKREST HEIGHT	203	293	349	399	468	540



*All measurement listed in millimetres



Thompson House, Unit 10, Styles Close,
Sittingbourne, Kent, ME10 3BF.

Tel: +44 (0) 1795 477280

Fax: +44 (0) 1795 229692

Email: sales@rms-rehab.co.uk

www.rms-rehab.co.uk

